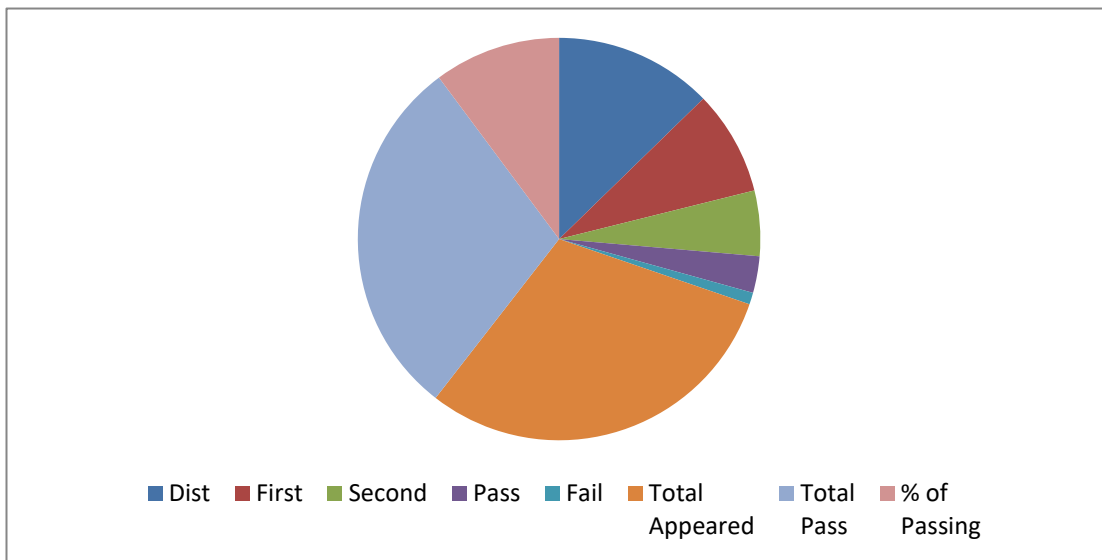


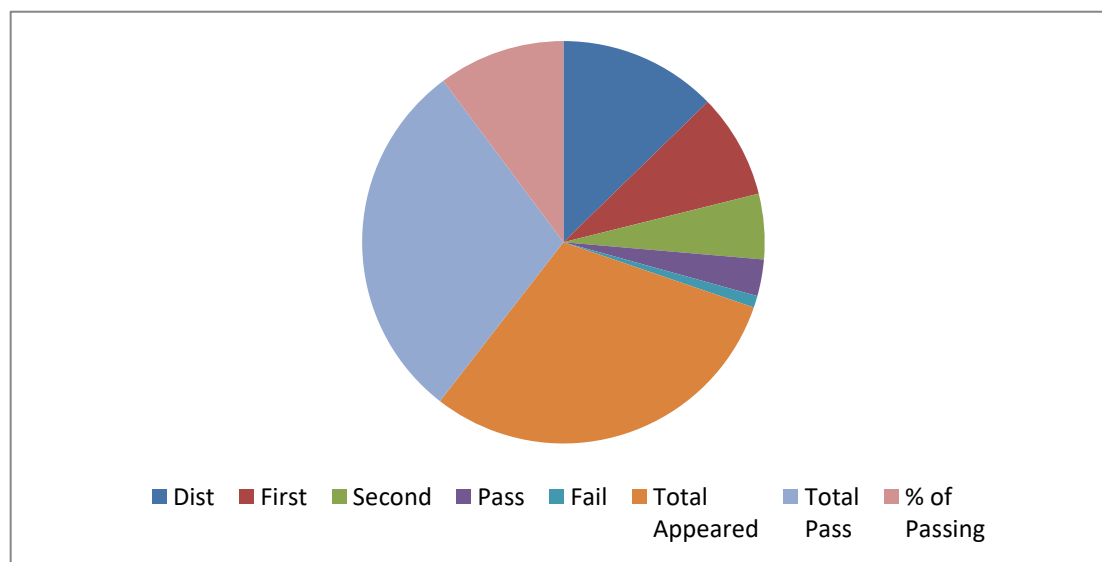
**J.G. College of Commerce, Hubli**  
**Department of Computer Science**  
**Result Analysis 2017-2018**  
**2nd Semester**

Subject	Dist	First	Second	Pass	Fail	Total Appeared	Total Pass	% of Passing
CAB	121	80	50	28	9	288	279	96.88



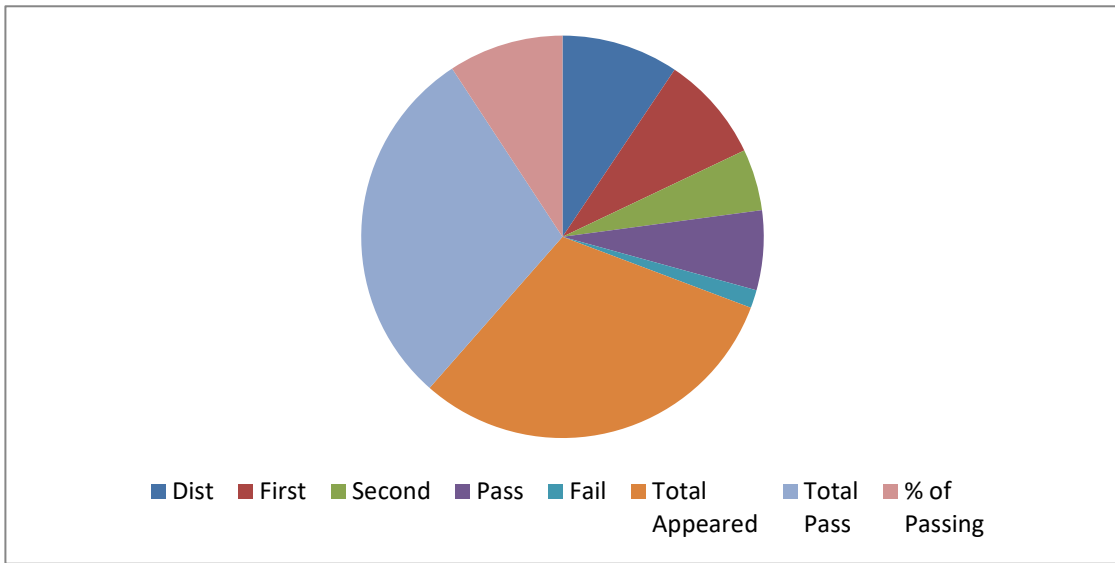
**J.G. College of Commerce, Hubli**  
**Department of Computer Science**  
**Result Analysis 2017-2018**  
**3rd Semester**

Subject	Dist	First	Second	Pass	Fail	Total Appeared	Total Pass	% of Passing
CAB	121	80	50	28	9	288	279	96.88



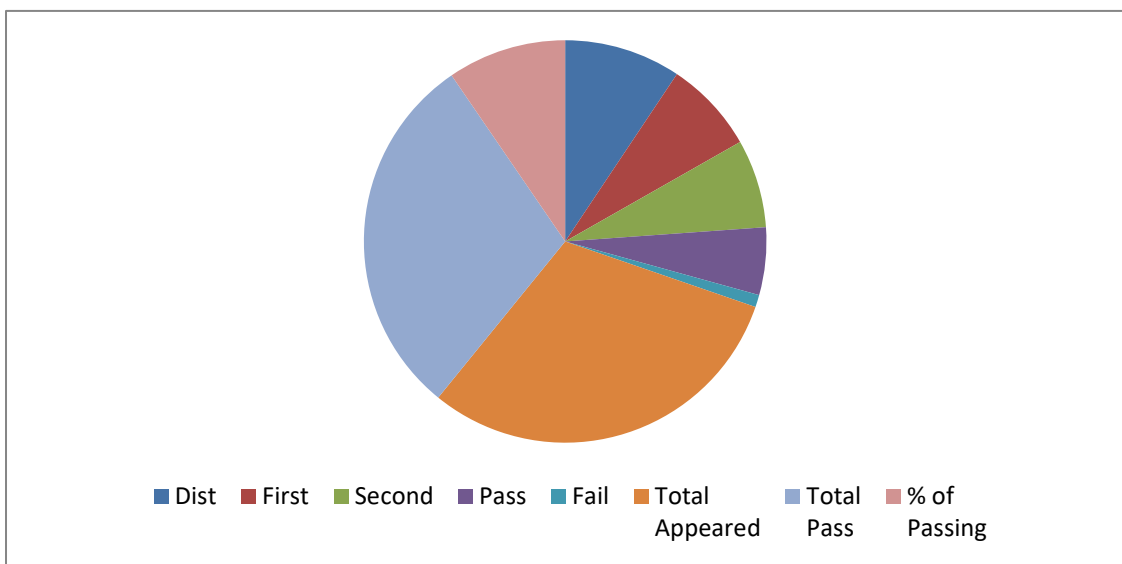
**J.G. College of Commerce, Hubli**  
**Department of Computer Science**  
**Result Analysis 2017-2018**  
**4th Semester**

Subject	Dist	First	Second	Pass	Fail	Total Appeared	Total Pass	% of Passing
CAB	97	88	51	66	15	317	302	95.27



**J.G. College of Commerce, Hubli**  
**Department of Computer Science**  
**Result Analysis 2017-2018**  
**5th Semester**

Subject	Dist	First	Second	Pass	Fail	Total Appeared	Total Pass	% of Passing
CAB	95	75	72	55	10	310	300	96.77



**J.G. College of Commerce, Hubli**  
**Department of Computer Science**  
**Result Analysis 2017-2018**  
**6th Semester**

Subject	Dist	First	Second	Pass	Fail	Total Appeared	Total Pass	% of Passing
CAB	183	71	59	39	6	358	352	98.32

